




Cut 2X4 (stringer) a minimum of 1' longer than the panel, i.e., for a 3' panel use 4' stringers. Minimum 6" overhang on both ends.



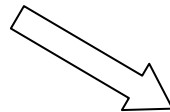

1. With stringers flush with panel edge, nail (8d) every 8".



2. Flip



3. Place new stringers snugly inside the first ones.



4. Place new panel on top and nail to inside stringers only.



5. Once each "set" of forms is built check to see that they separate easily. Do not nail the inner stringers overly tight against the outer stringers. An approximate 1/8" inch gap between the inner and outer stringers is preferred

